



***MAZDA3***

*zoom-zoom*



*We explore cities and winding country roads.*

*Corners hugged and throttles revved.*

*Windows down, radio loud, no particular place to go*

*Always forward, defying the wind*

*I am the embodiment of Jinba Ittai.*

*You, the heart behind the wheel.*

*We were always meant to connect,*

*Like horse and rider,*

*Car and driver as one.*

*Together, we are stronger.*

*We have a bond that words alone cannot describe.*

*We never drive alone.*

*We drive together.*





## AWAKEN THE DRIVER IN YOU

When you drive a Mazda, you never drive alone. We believe when car and driver become one, driving becomes fun. The feeling of togetherness we call Jinba Ittai is part of Mazda's DNA. Guided by this philosophy, the human-centric approach of Mazda3 blends state-of-the-art design, next-generation SKYACTIV TECHNOLOGY and genuinely superior craftsmanship to deliver the best possible level of your driving experience. It's the Mazda way.





D E S I G N





## G R A B   T H E   W H E E L

Mazda3 is all about standing out of the crowd in style. Displaying refined power, beauty and dynamism, its awarded KODO - Soul of Motion design gives it standout presence on any road. The exterior expresses an energetic tension and a sense of rhythmic motion that demands attention. The human-centric designed interior stands out both in terms of quality and level of craftsmanship, for the pleasure of driver and passengers alike. Its impressive beauty and refined character are endorsed by the craft of TAKUMI-NURI, Mazda's high-quality painting technology, which enables an exceptional texture and gives the impression of a hand-painted concept car. "Takumi" stands for craftsmen. It enables the exceptional vividness and depth achieved in the signature Soul Red and Machine Grey colour options. Inside and out, the vehicle's design deepens the bond between car and driver.







## A TRUE DRIVING EXPERIENCE

The Mazda3 offers the driver a unique, stylish and spirited performance. Its aerodynamic body design delivers precision and agility, assuring a responsive and dynamic driving experience from the first drive. Its refined interior design adds both visual and tactile comfort. Guided by our human-centric design approach the intelligently compartmented interior and the high-standard level of craftsmanship contributes to the overall Mazda3's charm, which brings the unique Jinba Ittai feeling to life.



LED REAR LIGHTS (FROM EXECUTIVE SE)



18" ACCESSORY ALLOY WHEEL



LED HEADLIGHTS (FROM EXECUTIVE SE)





7" TOUCHSCREEN DISPLAY



ELECTRONIC PARKING BRAKE



PREMIUM STONE LEATHER (OPTION ON GT & PLATINUM)



TECHNOLOGY






## BE IN CHARGE

Experience an outstanding combination of information, connectivity and entertainment. Mazda3 insightful technologies are designed to deliver a unique, driver-centric experience - making every journey as interactive as possible. An advanced infotainment and connectivity system called MZD Connect provides access to a range of features and applications via a Bluetooth®-connected smartphone. Access thousands of internet radio stations from around the world\* and check and reply to text messages. Enjoy listening to your favourite radio stations via DAB radio or stream your choice of music from your smartphone, all safely and easily controlled using the 7" colour touch-screen display and the intuitive Multimedia Commander.

\*With compatible mobile device. Data usage and costs will vary. For further information please refer to the comfort and convenience specification table.



### ACTIVE DRIVING DISPLAY (GT AND PLATINUM)

This line of sight, active driving display keeps you updated on essential real-time driving information, including speed, turn-by-turn navigation (optional extra) and safety system warnings.



### LEATHER GEAR KNOB

The premium feel of crafted leather in the palm of your hands creates yet another memorable connection between you and your Mazda3.



### MULTIMEDIA COMMANDER

Located between driver and front passenger, the Multimedia Commander allows you to operate the infotainment and connectivity system with minimal effort. It includes a separate volume dial for easy adjustment, ensuring you can concentrate on enjoying the drive.



### AUTOMATIC AIR CONDITIONING (FROM EXECUTIVE SE)

Set once to keep your climate the way you like it at all times.



S K Y A C T I V   T E C H N O L O G Y


Intelligently refined SKYACTIV technology works flawlessly to deliver a truly unique driving experience. The awarded range of SKYACTIV technologies enable the Mazda3 to deliver outstanding environmentally friendly performance with fuel economy and low CO<sub>2</sub> emissions, while offering fantastic responsiveness and the one-of-a-kind Mazda fun to drive feeling. To strengthen the driver and car bond even more, its body and chassis designs give you a smooth, effortless ride, while the transmissions improves intuitive operation and allows fast gearshifts for a sporty performance. Moreover, Mazda3's engine control technology called G-VECTURING CONTROL delivers a dramatic improvement to steering and handling performance, for a more comfortable and confident drive.




SKYACTIV BODY AND CHASSIS   Rigid and lightweight, perfectly balanced and finely tuned - it's the fun-to-drive formula for pure exhilaration.



NEW BENCHMARKS FOR PERFORMANCE



WHEN BODY MEETS SOUL



G-VECTURING CONTROL SYSTEM



PRECISE AND COMFORTABLE HANDLING



## IT'S ALL ABOUT THE DRIVER

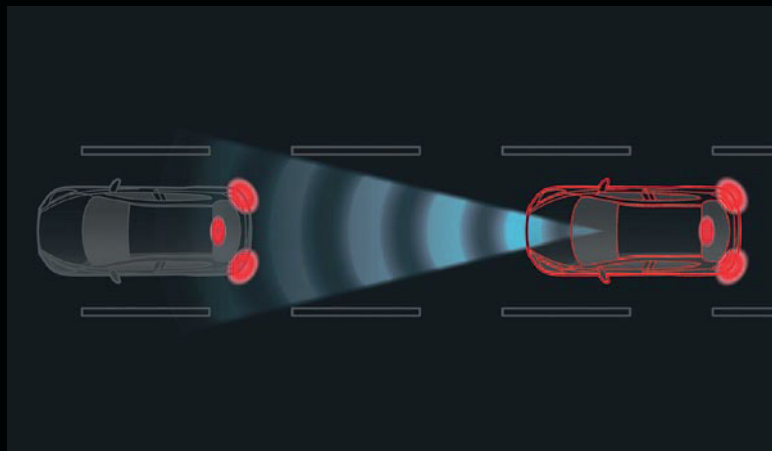
Car and driver as one. A unique feeling only Mazda drivers can truly understand. Its awarded design and outstanding advanced technologies built around the driver puts driver and car in perfect harmony. Experiencing the best of what a Mazda has to offer is easier than ever thanks to the brilliantly designed i-ACTIVSENSE system, which provides generous levels of safety and comfort. The increased level of control maximises the range of conditions where the driver can drive safely, simply eliminating most of a driver's worries, allowing you to just focus on the pleasure of driving.





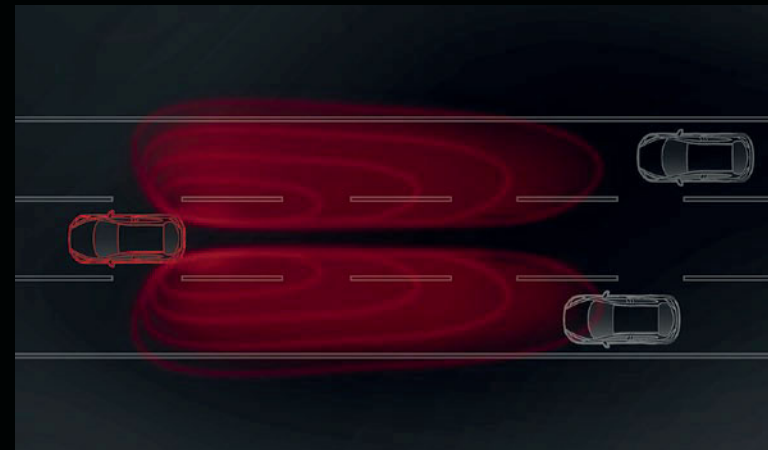
## ADVANCED SAFETY TECHNOLOGY

Mazda aims to allow drivers to enjoy driving with complete confidence in any environment. The i-ACTIVSENSE system operates across the entirety of the Mazda3 to provide you with generous levels of security and comfort. Mazda i-ACTIVSENSE safety technologies are specially designed, helping to avoid collisions or reduce their severity so you can enjoy driving anywhere you go. i-ACTIVSENSE features include Adaptive Front Lighting System (GT & Platinum Grade) for multiple light conditions, Advanced Smart City Brake Support (from Executive SE) for stress free city driving. Combined with the rigid body, each technology of the i-ACTIVSENSE system ensures you remain safe, without reducing comfort or the harmonious relationship between car and driver.



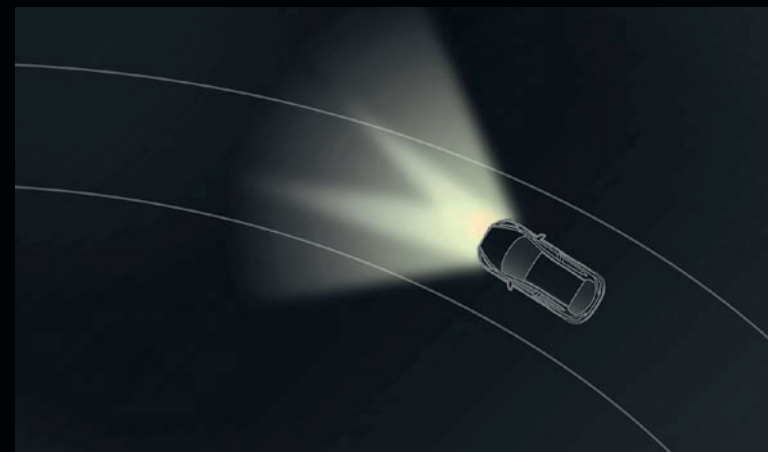
### SMART CITY BRAKE SUPPORT (FROM EXECUTIVE SE)

Designed to help minimise the risk of low speed collisions, the most common type of city traffic accidents. The system monitors the gap and closing speed of the vehicle in front, as well as other detectable objects automatically applying the brakes if a collision is likely.



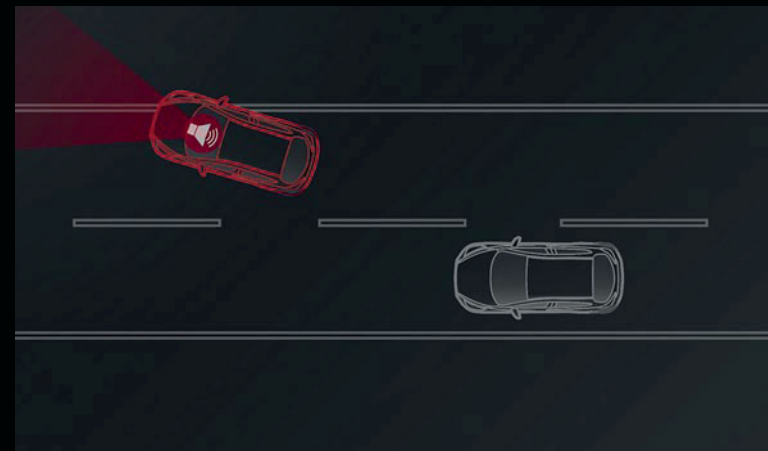
### BLIND SPOT MONITORING (NOT AVAILABLE IN IRELAND)

Warns you of a vehicle entering a detection zone up to 50 meters behind, by activating a door-mirror mounted warning light on the relevant side of the vehicle. If you then indicate prior to turning in that direction, the warning light flashes and an audible alert sounds.



### ADAPTIVE FRONT LIGHTING SYSTEM (GT & PLATINUM GRADE)

Increase visibility when driving at night with the Adaptive Front Lighting System. The system adjusts the LED headlights when cornering to illuminate more of the road ahead, which could increase your ability to react to any potential obstacles.



### LANE KEEP ASSIST SYSTEM (NOT AVAILABLE IN IRELAND)

Designed to prevent the car from inadvertently straying from its lane by using a front-view camera to monitor the car position on the road. The system alerts the driver via an audible warning alarm and vibrations in the steering wheel if the vehicle moves out of the lane unintentionally and will take correcting actions to keep it in its lane.





C H O I C E S



E X E C U T I V E

STANDARD FEATURES:

- 16" alloy wheels
- LED front fog lights
- Coming / leaving home lights
- Anti-lock Braking System (ABS) with Electronic Brake-force Distribution (EBD) and Emergency Brake Assist (EBA)
- Dynamic Stability Control (DSC) with Traction Control System (TCS)
- G-Vectoring Control System
- Power windows (front & rear)
- Multimedia commander with 7" colour display
- Shark-fin antenna (hatch only)
- Driver and passenger seat height adjust (manual)
- Bluetooth®
- Auto power folding door mirrors
- Electronic parking brake

- Steering wheel mounted audio controls
- Leather steering wheel and gear knob
- Manual air conditioning
- Hill Hold Assist
- Dual front side and rear curtain airbags
- Tyre repair kit
- Immobiliser and burglar alarm
- Push engine start / stop button
- Keyless Entry
- AM / FM DAB radio, MP3 / CD, six speakers USB and AUX
- 60:40 split rear seat

OPTIONS:

- Metallic / Mica paint
- Integrated Satellite Navigation

For further information please visit our car configurator on [www.mazda.ie](http://www.mazda.ie)

E X E C U T I V E S E

STANDARD FEATURES IN ADDITION TO EXECUTIVE GRADE:

- Smart City Brake Support
- LED headlights
- LED rear lights
- LED daytime running lights
- Heated front seats
- Auto-dimming rear-view mirror
- Dual zone automatic air conditioning
- Rear privacy glass
- Rear parking sensors
- Rain sensing wipers
- Dusk sensing lights

OPTIONS

- Metallic / Mica paint
- Integrated Satellite Navigation

For further information please visit our car configurator on [www.mazda.ie](http://www.mazda.ie)



G T   &   P L A T I N U M

STANDARD FEATURES IN ADDITION TO  
EXECUTIVE SE:

- 18" alloy wheels
- Black leather interior
- Drivers power seat adjustment
- Rear reversing camera
- Full colour active driving display
- Heated front seats
- Steering wheel heater
- Adaptive Front Lighting System
- Smart keyless entry
- Parking sensor (front & rear)
- BOSE® sound system with 9 speakers

OPTIONS

- Metallic / Mica paint
- Integrated satellite navigation with Traffic Sign Recognition (TSR)
- Stone leather interior





A C C E S S O R I E S



BLACK AERO PARTS WITH DIFFERENT COLOUR ACCENTS

A C C E S S O R I E S



FRONT AIRDAM SKIRT



REAR AIRDAM SKIRT



REAR BUMPER STEP FOIL



REAR BUMPER STEP PLATE



SIDE AIRDAM SKIRT



A C C E S S O R I E S



WELL DRESSED FROM FRONT TO REAR



ALUMINIUM PEDAL SET



SCUFF PLATES WITH MAZDA 3 LOGO

A C C E S S O R I E S



BOOT LINER



REAR ROOF SPOILER



ROOF RACK



INTERIOR LIGHTING PACKAGE LED



SPECIFICATIONS

Model Availability		1.5 SKYACTIV-G Petrol 100ps Manual	2.0 SKYACTIV-G Petrol 120ps Manual	1.5 SKYACTIV-D Diesel 105ps Manual	1.5 SKYACTIV-D Diesel 105ps Automatic	2.2 SKYACTIV-D Diesel 150ps Manual	2.2 SKYACTIV-D Diesel 150ps Automatic
4 dr Saloon:	Executive	●	–	●	–	–	–
	Executive SE	●	–	●	–	●	–
	Platinum	–	●	–	–	●	–
5 dr Hatchback:	Executive	●	–	●	–	–	–
	Executive SE	●	–	●	●	●	–
	GT	–	●	●	●	●	●
● =Available – = Not available.							

Engine / Steering Data

Engine Type							
Displacement (cc)		1,496	1,998	1,499	1,499	2,191	2,191
Bore x stroke (mm)		74.5 X 85.8	83.5 X 91.2	76.0 X 82.6	76.0 X 82.6	86.0 X 94.3	86.0 X 94.3
Compression ratio		14.0:1	14.0:1	14.8:1	14.8:1	14.0:1	14.0:1
i-stop system		Yes	Yes	Yes	Yes	Yes	Yes
Maximum output (ps (kW) / rpm)		100 (74) / 6,000	120 (88) / 6,000	105 (77) / 4,000	105 (77) / 4,000	150 (110) / 4,500	150 (110) / 4,500
Maximum torque (Nm / rpm)		150 / 4,000	210 / 4,000	270 / 1,600 – 2,500	270 / 1,600 – 2,500	380 / 1,800	380 / 1,800
Transmission type		6-speed manual	6-speed manual	6-speed manual	6-speed automatic	6-speed manual	6-speed automatic
Valves per cylinder		4	4	4	4	4	4

Steering

Minimum turning circle (wall to wall) (m)	11.6	11.6	11.6	11.6	11.6	11.6
Steering gear	Electronic Power Assist System (EPAS) rack and pinion					

Performance & Economy

4 Door Saloon							
Acceleration (0-100 km/h in sec) (sec.)		10.5	8.8	11.0	–	8.0	–
Top speed (km/h)		185	198	186	–	213	–
CO <sub>2</sub> emissions (g/km)		118	119	99	–	104	–
EC emission level		Euro VI	Euro VI	Euro VI	–	Euro VI	–
Fuel consumption (l/100 km): Urban		6.4	6.5	4.3	–	4.7	–
Extra Urban		4.2	4.3	3.5	–	3.5	–
Combined		5.0	5.1	3.8	–	3.9	–
Fuel tank capacity (litres)		51	51	51	–	51	–
Recommended fuel		Unleaded 95 RON	Unleaded 95 RON	Diesel	–	Diesel	–

5 Door Hatchback							
Acceleration (0-100 km/h in sec) (sec.)		10.6	8.9	11.0	11.6	8.1	9.0
Top speed (km/h)		182	195	185	181	210	201
CO <sub>2</sub> emissions (g/km)		119	119	99	114	107	127
EC emission level		Euro VI	Euro VI	Euro VI	Euro VI	Euro VI	Euro VI
Fuel consumption (l/100 km): Urban		6.5	6.5	4.3	4.9	4.9	6.0
Extra Urban		4.3	4.3	3.5	4.1	3.6	4.1
Combined		5.1	5.1	3.8	4.4	4.1	4.8
Fuel tank capacity (litres)		51	51	51	51	51	51
Recommended fuel		Unleaded 95 RON	Unleaded 95 RON	Diesel	Diesel	Diesel	Diesel

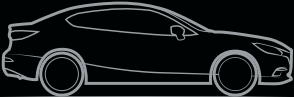
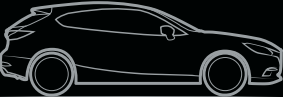
Fuel consumption and CO<sub>2</sub> emissions values according to 1999/100/EC.

Dimensions & Weights		1.5 SKYACTIV-G Petrol 100ps Manual	2.0 SKYACTIV-G Petrol 120ps Manual	1.5 SKYACTIV-D Diesel 105ps Manual	1.5 SKYACTIV-D Diesel 105ps Automatic	2.2 SKYACTIV-D Diesel 150ps Manual	2.2 SKYACTIV-D Diesel 150ps Automatic
Cargo volume, acc. To VDA (litres):	5-seat mode	419	419	419	–	419	–
	2-seat mode	–	–	–	–	–	–
Front headroom / leg room / shoulder room (mm)		981 / 1,073 / 1,452	981 / 1,073 / 1,452	981 / 1,073 / 1,452	–	981 / 1,073 / 1,452	–
Front track / rear track (mm)		1,555 / 1,560	1,555 / 1,560	1,555 / 1,560	–	1,555 / 1,560	–
Ground clearance between the axles - unladen (mm)		155	155	155	–	155	–
Kerb weight (kg) (including driver) (kg)		1,260	1,280	1,340	–	1,395	–
Overall length / width / height (mm)		4,580 / 1,795 / 1,450	4,580 / 1,795 / 1,450	4,580 / 1,795 / 1,450	–	4,580 / 1,795 / 1,450	–
Permitted axle load, front / rear (kg)		930 / 945	960 / 930	1,015 / 940	–	1,060 / 925	–
Permitted gross vehicle weight (kg):	Total	1,800	1,815	1,870	–	1,910	–
	Front / rear	905 / 895	935 / 880	985 / 885	–	1,035 / 875	–
Rear headroom / leg room / shoulder room (mm)		955 / 909 / 1,382	955 / 909 / 1,382	955 / 909 / 1,382	–	955 / 909 / 1,382	–
Towing limit* (kg):	Braked (8% gradient)	1,500	1,600	1,300	–	1,800	–
	Braked (12% gradient)	950	1,300	1,300	–	1,500	–
Wheelbase (mm)		2,700	2,700	2,700	–	2,700	–

\*Towing capacity is based on a 12% gradient and tested in accordance with 92/21/EEC as amended by 95/48/EC.

Dimensions & Weights		1.5 SKYACTIV-G Petrol 100ps Manual	2.0 SKYACTIV-G Petrol 120ps Manual	1.5 SKYACTIV-D Diesel 105ps Manual	1.5 SKYACTIV-D Diesel 105ps Automatic	2.2 SKYACTIV-D Diesel 150ps Manual	2.2 SKYACTIV-D Diesel 150ps Automatic
Cargo volume, acc. To VDA (litres):	5-seat mode	364	364	364	364	364	364
	2-seat mode	1,263	1,263	1,263	1,263	1,263	1,263
Front headroom / leg room / shoulder room (mm)		981 / 1,073 / 1,452	981 / 1,073 / 1,452	981 / 1,073 / 1,452	981 / 1,073 / 1,452	981 / 1,073 / 1,452	981 / 1,073 / 1,452
Front track / rear track (mm)		1,555 / 1,560	1,555 / 1,560	1,555 / 1,560	1,555 / 1,560	1,555 / 1,560	1,555 / 1,560
Ground clearance between the axles - unladen (mm)		155	155	155	155	155	155
Kerb weight (kg) (including driver) (kg)		1,260	1,280	1,335	1,360	1,395	1,410
Overall length / width / height (mm)		4,470 / 1,795 / 1,465	4,470 / 1,795 / 1,465	4,470 / 1,795 / 1,465	4,470 / 1,795 / 1,465	4,470 / 1,795 / 1,465	4,470 / 1,795 / 1,465
Permitted axle load, front / rear (kg)		930 / 945	960/930	1,015 / 940	1,040 / 945	1,060 / 925	1,075 / 930
Permitted gross vehicle weight (kg):	Total	1,800	1,815	1,870	1,900	1,910	1,930
	Front / rear	905 / 895	935 / 880	985 / 885	1,015 / 885	1,035 / 875	1,050 / 880
Rear headroom / leg room / shoulder room (mm)		955 / 909 / 1,382	955 / 909 / 1,382	955 / 909 / 1,382	955 / 909 / 1,382	955 / 909 / 1,382	955 / 909 / 1,382
Towing limit* (kg):	Braked (8% gradient)	1,500	1,600	1,300	1,300	1,800	1,500
	Braked (12% gradient)	950	1,300	1,300	1,300	1,500	1,500
Wheelbase (mm)		2,700	2,700	2,700	2,700	2,700	2,700

\*Towing capacity is based on a 12% gradient and tested in accordance with 92/21/EEC as amended by 95/48/EC.





SPECIFICATIONS

Safety and Security	Executive	Executive SE	GT	Platinum
Alarm and immobiliser system	●	●	●	●
Driver and front passenger airbags	●	●	●	●
Dynamic Stabiliity Control (DSC) with Traction Control System (TCS)	●	●	●	●
Emergency Stop Signalling system (ESS)	●	●	●	●
Four-wheel Anti-lock Braking System (ABS) with Electronic Brake-force Distribution (EBD) and Emergency Brake Assist (EBA)	●	●	●	●
Front and rear curtain airbags	●	●	●	●
Front side airbags	●	●	●	●
Hill Hold Assist (HHA)	●	●	●	●
ISOFIX child seat anchorages: Attached to outer rear seats	●	●	●	●
Baby and child seats	○A	○A	○A	○A
Passenger airbag cut off switch	●	●	●	●
Seatbelts:	Front, 3-point (ELR) x 2 with pre-tensioners, Load-limiters and height- adjustable shoulder anchorages	●	●	●
	Rear, 3-point lap/sash (ELR) x 3	●	●	●
Self-supporting rigid and torsion-resistant all-steel body with defined crush zones for the front and rear sections, stable passenger safety cell with side impact reinforcement in the door	●	●	●	●
SKYACTIV-Body engineered 'triple H' body structure to help protect occupants from impact forces	●	●	●	●
Smart City Brake Support (SCBS)	–	●	●	●
Traffic Sign Recognition (TSR)	–	–	○ <sup>2)</sup>	○ <sup>2)</sup>
G-Vectoring Control System	●	●	●	●
Aluminium pedal set <sup>1)</sup>	○A	○A	○A	○A
Floor mats:	"Luxury"	○A	○A	○A
	"Standard"	○A	○A	○A
Mud flaps:	Front	○A	○A	○A
	Rear	○A	○A	○A
Rubber mats	○A	○A	○A	○A
Scuff plates with Mazda3 Logo	○A	○A	○A	○A

● = Standard; ○A = Optional accessory at extra cost.

<sup>1)</sup> Set of Aluminium Pedals and Aluminium Toot Rest is available for Manual Transmission only. <sup>2)</sup> Only available with vehicles that come with optional Mazda Satellite Navigation.

Exterior Features	Executive	Executive SE	GT	Platinum
Door Mirrors:	Electrically-adjustable, auto power folding, heated body-coloured door mirrors with integrated indicators		●	●
Dual chrome exhausts (hatchback 2.0P & 2.2D models only)	–	●	●	–
Emergency tyre repair kit	●	●	●	●
Front LED fog lights	●	●	●	●
Headlights:	Adaptive Front lighting System (AFLS)	–	●	●
	LED, with automatic headlight levelling	–	●	●
	Daytime running lights	●	–	–
	Dusk-sensing lights	–	●	●
	Halogen, with manual headlight levelling	●	–	–
	LED signature daytime running lights	–	●	●
	LED signature rear lights	–	●	●
Metallic / Mica paint	○	○	○	○
Parking distance sensors:	Front and rear	–	–	●
	Rear	–	●	–
Privacy glass:	Rear and rear side windows <sup>1)</sup>	–	●	●
Rear lip spoiler (Saloon models only)	–	–	–	●
Rear roof spoiler (hatchback models only)	●	●	●	–
Shark-fin antenna (hatchback models only)	●	●	●	–
Wipers:	Front, adjustable speed with intermittent wipe	●	●	●
	Front, rain-sensing	–	●	●
	Rear, adjustable speed with intermittent wipe (hatchback models only)	●	●	●
Front, side and rear skirt		○A	○A	○A
Roof Carrier System:	Roof Rack	○A	○A	○A
	Attachment for skis / snowboards	○A	○A	○A
	Attachment for bicycles	○A	○A	○A
	Roof Box	○A	○A	○A
	Fixation cap needed for roof carrier system	○A	○A	○A
Tow Bar:	Detachable	○A	○A	○A
	Tow bar harness (available in 7-pin and 13-pin)	○A	○A	○A
Rear bumper step plate with Mazda3 Logo		○A	○A	○A
Wheels:	16" Alloy Wheels	●	●	–
	18" Alloy Wheels	–	–	●
Lockable wheel nuts		○A	○A	○A

● = Standard; ○ =Option at extra cost; ○A = Optional accessory at extra cost;

<sup>1)</sup> Rear window of saloon model is a lighter shade than rear side windows due to rear central brake light visibility.



SPECIFICATIONS

Comfort and Convenience		Executive	Executive SE	GT	Platinum
Air-conditioning:	Dual-zone climate control	–	●	●	●
	Manual	●	–	–	–
Cruise control with manual speed adjustment		●	●	●	●
Engine start/stop button		●	●	●	●
Front and rear electric windows		●	●	●	●
Integrated Bluetooth®:	Aha app and Stitcher app integration (Internet radio, Facebook, Twitter) <sup>2)</sup>	●	●	●	●
	Audio hands-free calling and easy access to phone contacts via touch screen or commander as well as auto creation of voice tags <sup>2)</sup>	●	●	●	●
	Audio transfer from compatible devices <sup>2)</sup>	●	●	●	●
Mazda Multimedia System:	7” TFT colour touch-screen	●	●	●	●
	AM/TM/DAB radio, single CD / MP3 and six speakers	●	●	–	–
	AM/TM/DAB radio, single CD / MP3 with premium Bose® Centerpoint® surround-sound system and nine speakers	–	–	●	●
	Multimedia commander and volume control dial	●	●	●	●
	Steering wheel-mounted audio and Bluetooth® controls	●	●	●	●
	USB audio / Aux connectivity	●	●	●	●
Mazda navigation system:	European mapping with alternative route calculations, point of interest search <sup>3)</sup>	○	○	○	○
Power steering:	Electronic power assist system(EPAS)	●	●	●	●
Rear Reversing Camera		–	–	●	●
Remote central locking with deadlocking		●	●	●	●
Smart remote keyless entry system		–	–	●	●

● =Standard; ○ = Option at extra cost; ○A = Optional accessory at extra cost;  
The following two footnotes refer to mobile and audio device compatibility. Please ensure that your device is compatible with the functions of the Mazda3.  
<sup>2)</sup>Requires compatible Apple® or Android™ device. Aha™ / Stitcher™ apps need to be downloaded to mobile device and app registration completed before connection. Data usage and costs will vary, please contact your network provider for more Information. Data usage relies on a valid data signal being available. These functions may not operate in areas of low signal strength. <sup>3)</sup>Connected services are available as a subscription service.  
Bose® and the Bose logo are registered trademarks of Bose Corporation in the US and other countries. Used with permission.  
The Bluetooth word mark and logos are owned by the Bluetooth SIG, Inc. and any use of such marks by Mazda Motor Company is under licence. Other trademarks and trade name are those of their respective owners.

Interior Features		Executive	Executive SE	GT	Platinum
Auto-dimming rear-view mirror		●	●	●	●
	Leather-wrapped gear knob	●	●	●	●
Electronic Parking Brake (EPB)		●	●	●	●
Pedals:	Aluminium-finish for manual transmission only	○A	○A	○A	○A
Scuff plates		○A	○A	○A	○A
Luggage compartment:	Boot liner	○A	○A	○A	○A
	Boot compartment light, LED	○A	○A	○A	○A
		○A	○A	○A	○A
	Boot storage tray	○A	○A	○A	○A
	Boot storage box	○A	○A	○A	○A
		○A	○A	○A	○A
Meter set display:	Tie-down hooks, four	○A	○A	○A	○A
	Active Driving Display (head-up display)	–	–	●	●
	Analogue speedometer	●	●	–	–
	Digital speedometer	–	–	●	●
	Trip computer	●	●	●	●
	60:40 fold down seats	●	●	●	●
Rear seats:	Centre armrest with two cupholders	●	●	●	●
Seats:	Premium black cloth trim	●	●	–	–
	Black leather seats	–	–	●	●
	Driver's seat, manual lumbar adjustment	●	●	●	●
	Driver's seat, manual slide, recline and height adjustment	●	●	●	●
	Driver's seat, power slide, recline and height adjustment	–	–	●	●
	Heated front seats with 3-stage settings	–	●	●	●
	Stone leather seats	–	–	○	○
	Passenger seat height adjust	●	●	●	●
Steering wheel:	Leather-wrapped	●	●	●	●
	Paddle shift for automatic transmission (Auto transmission only)	–	–	●	–
Telescopic and tilt adjustment		●	●	●	●

● = Standard; ○ =Option at extra cost; ○A = Optional accessory at extra cost; □ = Part of an option pack, at extra cost.



TRIMS



BLACK CLOTH - EXECUTIVE  
AND EXECUTIVE SE



STONE LEATHER - OPTIONAL  
EXTRA ON GT AND PLATINUM



BLACK LEATHER - GT  
AND PLATINUM

COLOURS



ARCTIC WHITE A4D



SNOWFLAKE WHITE PEARL\* 25D



SONIC SILVER METALLIC\* 45P



ETERNAL BLUE MICA\* 45B



DEEP CRYSTAL BLUE MICA\* 42M



MACHINE GREY\* 46G



JET BLACK MICA\* 41W



SOUL RED METALLIC\* 41V

Model	Arctic White Solid (A4D)	Deep Crystal Blue Mica* (42M)	Eternal Blue Mica* (45B)	Jet Black Mica* (41W)	Machine Grey* Metallic (46G)	Sonic Silver* Metallic (45P)	Snowflake White* Pearlescent (25D)	Soul Red* Metallic (41V)
Executive	●	○	○	○	○	○	○	○
Executive SE	●	○	○	○	○	○	○	○
GT & Platinum	●	○	○	○	○	○	○	○

● = Available, ○ = available at additional cost, \*=Additional cost



# O U R C O M M I T M E N T T O Y O U A N D Y O U R M A Z D A

## MY MAZDA APP

Download the My Mazda app. Designed exclusively for Mazda owners, it lets you access important vehicle information, as well as being able to locate your nearest Mazda dealer and track your vehicle service history.

## SERVICE AND WARRANTIES

Just like the cars themselves, the services we offer are designed to provide you with a first-class ownership experience. Every new vehicle is covered by a **3-year warranty** for up to 100,000 km. Other available warranties for new vehicles include the Mazda **3-year paintwork warranty** and a **12-year warranty** against corrosion. Mazda Europe Service offers cover in the event you require breakdown assistance, or if your vehicle is stolen or involved in an accident. And as part of our **Mazda Service Promise**, we train all technicians in the fitting of high-quality parts, all of which come with a full Mazda warranty.

## FINANCE

Mazda Finance offers a variety of finance packages to suit the needs of both private and business customers. With our wide choice of plans, nobody is more committed to delivering complete motoring confidence than Mazda and Mazda Finance.

## WHAT YOU CAN EXPECT FROM MAZDA FINANCIAL SERVICES:

- Face-to-face service from trained, plain-talking people at your local Mazda Dealer
- Assistance in renewing your car. We'll help you choose the right finance package to enable you to renew your Mazda car as often as you would ideally like
- Fixed Interest Rates. The interest rate on your loan is fixed for the duration of your agreement
- Flexible terms tailored to your motoring needs. As specialists in Mazda vehicles we aim to tailor a finance package to both your budget and to your motoring / owner-ship needs
- A Personal Contract Plan (PCP) which is individually tailored to give you flexible finance options

Please ask your sales executive for a tailor-made finance quote for your new car.

Finance is provided by BMW Financial Services (Ireland) Ltd trading as Alphera Financial Services, Swift Square, Santry, Demesne, Dublin 9. BMW Financial Services (Ireland) Ltd trading as Alphera Financial Services is regulated by the Central Bank of Ireland.

## CUSTOMER EXPERIENCE

Start your journey with Mazda using the **Configurator** on the Mazda website. It lets you customise a digital vehicle, letting you choose from a selection of body colours, seat trims and engine designs. Discover the benefits of becoming part of the community that defies convention with **My Mazda** – the online home for all Mazda owners. The service lets you view and update your personal information using the **Mazda Digital Service Record (DSR)**, which provides security against counterfeit service documents and guarantees a secure, accurate and permanent service history for the life of the vehicle. You can also explore Facebook, Twitter and YouTube for even more Mazda related material. Whatever journey you take with Mazda, we'll make sure it's a unique and gratifying experience.

## SKYACTIV TECHNOLOGY - HELPING YOU STAY EFFICIENT

Although we develop exciting cars that are fun to drive, we are equally committed to the environment and to the creation of a sustainable future for all. Our ongoing sustainability programmes are dedicated to the development of clean technologies. Our **SKYACTIV-Technology** range includes engines, transmissions, chassis and body designs, which deliver fuel-efficient and economical driving. Our engines deliver the perfect combination of performance and improved driving economy by being lighter and more fuel-efficient than many of our competitors.

## Looking for more information?

Learn more about our dedication to delivering a unique customer experience online at:

## Corporate, Brand and Product



[www.mazda.ie](http://www.mazda.ie)



[facebook.com/mazdaireland](https://facebook.com/mazdaireland)



[twitter.com/mazda\\_ireland](https://twitter.com/mazda_ireland)



[youtube.com/MazdaIreland](https://youtube.com/MazdaIreland)





Facebook, Twitter, iPod®, Stitcher™, aha™, Bose®, Twiddler®, Centerpoint®, Nd®, Surround-Stage® and AudioPilot® are registered trademarks in the U.S. and other countries. Used with permission.  
Internet: [www.mazda.ie](http://www.mazda.ie) June 2017 IE-EN / C5

Mazda Motor Europe reserves the right to introduce changes in specification and equipment due to its ongoing product development. Colour and trim samples shown in this brochure may vary from the actual colours because of the limitations of the printing process. It is recommended that you consult your Mazda dealer when referring to these. The Bluetooth® word mark and logos are owned by the Bluetooth SIG, Inc. and any use of such marks by Mazda Motor Company is under licence. Other trademarks and trade names are those of their respective owners.

\*Colours and some exterior and/or interior elements may differ in the brochure from the actual model

