



Mazda2

zoom-zoom

We explore cities and winding country roads.

Corners hugged and throttles revved.

Windows down, radio loud, no particular place to go.

Always forward, defying the wind.

I am the embodiment of Jinba Ittai.

You, the heart behind the wheel.

We were always meant to connect,

like a horse and rider,

car and driver as one.

Together, we are stronger.

We have a bond that words alone cannot describe.

We never drive alone.

We drive together.





AWAKEN THE DRIVER IN YOU

Responsive and fun to drive, Mazda2 is a shining expression of our Jinba Ittai philosophy. The vehicle positively bursts with energy, character and vitality. In addition, its striking good looks and high performance set it apart from the crowd, while its advanced in-car technology connects with drivers and instinctively responds to their actions.



D E S I G N



G R A B T H E W H E E L

The Mazda2 is the perfect expression of KODO Design. It delivers a solid stance, muscular lines, a rear-leaning cabin and an overall look that says forward momentum. Mazda2's attractive exterior shelters an innovatively ergonomic, spacious and pleasingly refined cabin with high quality finishes. The lightweight body connects to the road, whether you're on the motorway or the city streets. Every detail of Mazda2 works in unison to make your ride complete.





A T R U E
D R I V I N G E X P E R I E N C E

Mazda2 is not just a car, but an experience. Set the standard with incredible fuel efficiency and delicate steering during every drive. Mazda2 comes with sensible yet elegant features, dynamic form and powerful performance you feel in every turn of the road.



SHARK FIN ANTENNA (GT GRADE)



FRONT GRILLE WITH GLOSS BLACK & GREY COLOUR ACCENT (GT GRADE)



LED FRONT FOG LIGHTS (FROM EXECUTIVE)



7" DISPLAY (FROM EXECUTIVE SE GRADE)



AUTO FOLDING MIRRORS (FROM EXECUTIVE GRADE)



SPORTY STEERING WHEEL

TECHNOLOGY



Meter set on opposite page is not available in Ireland

B E I N C H A R G E

Come together like never before with the Mazda2. Connect your compatible mobile device and enjoy thousands of internet radio stations from across the globe*, including high-quality digital audio broadcasts (DAB). Safely access, check, and respond to text messages and enjoy streaming your choice of music via Bluetooth® connection. All this is easily controlled using the intuitive Multimedia Commander and 7" colour display, leaving you to concentrate on enjoying the drive.

Bluetooth® available from Executive grade, MZD Connect available from Executive SE grade.

* Please refer to footnote on Interior section of specifications for more information.



MULTIMEDIA COMMANDER (FROM EXECUTIVE SE)

The Multimedia Commander lets you control infotainment, navigation (optional extra) and more with one-touch rotary, push and tilt commands.



AUTOMATIC CLIMATE CONTROL AIR-CONDITIONING

Provides a comfortable driving environment with stylish satin chrome dial trim (available as part of an option pack on Executive, standard on GT)



7" DISPLAY (FROM EXECUTIVE SE)

A large 7" colour touchscreen display and an intuitive Multimedia Commander give you safe and easy fingertip access to all your music, make phone calls read and send text messages via a compatible mobile phone device.



START AND STOP BUTTON

Touch the Start/Stop Button with your fingertip to start the engine and off you go.

SKYACTIV TECHNOLOGY


Mazda's SKYACTIV Technology continues the tradition of ground-breaking technology. By redefining efficiency, power and performance, Mazda2 helps you make a statement every time you start the engine. A compact transmission, responsive engine and lightweight body make your Mazda2 high on driving enjoyment and low on emissions. That's the spirit of SKYACTIV Technology.



SKYACTIV BODY AND CHASSIS Rigid and lightweight, perfectly balanced and finely tuned - it's the fun-to-drive formula for pure exhilaration.



NEW BENCHMARKS FOR PERFORMANCE



MORE POWER TO YOUR WHEELS



PRECISE AND COMFORTABLE HANDLING



WHEN BODY MEETS SOUL

IT'S ALL ABOUT THE DRIVER

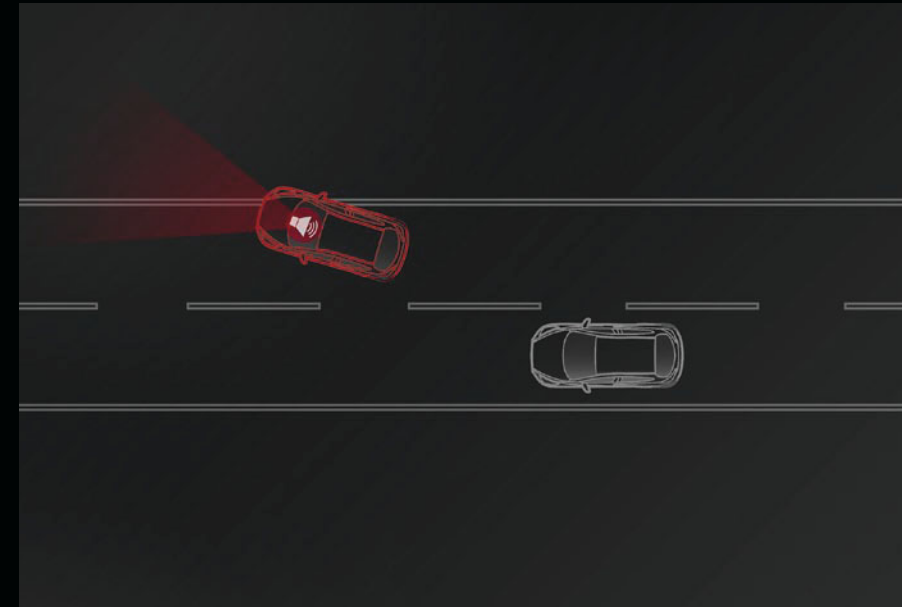
Mazda2 contains an array of intelligent technologies that are designed to help you connect with your car and enjoy the drive. This is thanks to i-ACTIVSENSE, an outstanding collection of safety features that use sensors and cameras to monitor your surroundings and provide protection and convenience. It includes Mazda's G-Vectoring Control (GVC), the world's first control system that varies engine torque in response to steering inputs. GVC optimises the load on each tyre to more closely align the movement of the car with the driver's intentions. In addition to improving handling and stability, the system also reduces the need for steering correction and its outstanding traction inspires confidence and makes driving more fun.



A D V A N C E D S A F E T Y T E C H N O L O G Y

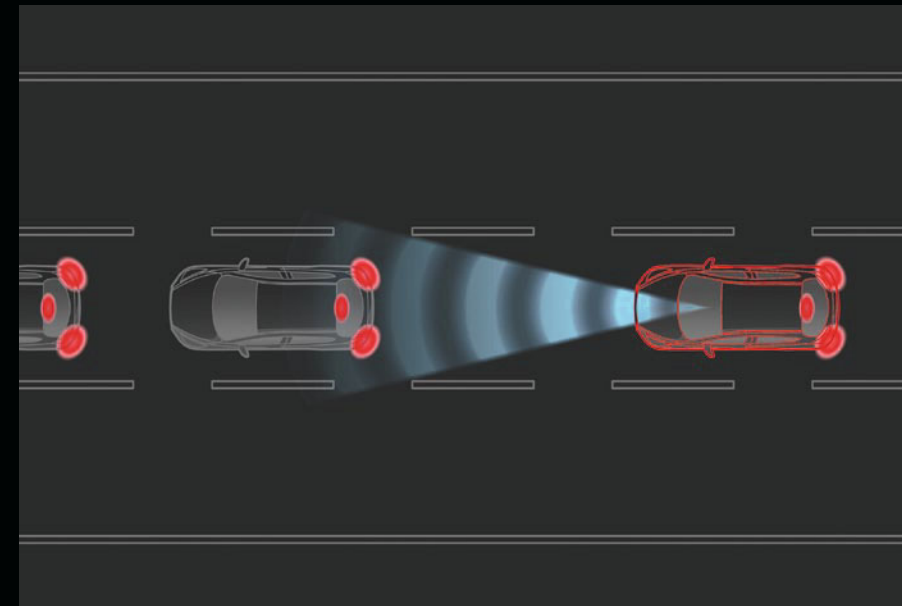
Engineered from the ground up to provide comprehensive all-round protection for you and your passengers the active and passive safety systems in Mazda2 work together to warn you of impending dangers and help avoid or reduce the severity of a collision.

Thanks to the i-ACTIVSENSE system's advanced safety technologies, such as Smart City Brake Support and Lane Departure Warning System (available from Executive SE grade), you can drive the Mazda2 with confidence. Inside, it is fitted with standard front and side airbags, as well as dynamic stability control with a traction control system. Getting to your destination has never been this secure.



LANE DEPARTURE WARNING SYSTEM (AVAILABLE FROM EXECUTIVE SE)

Designed to warn the driver if the vehicle inadvertently strays from its lane. A front-view camera monitors the road ahead and calculates the car's position relative to the lane markings. Should the system detect that the car is about to unintentionally move out of lane, it emits an audible warning sound to alert the driver.



SMART CITY BRAKE SUPPORT (AVAILABLE FROM EXECUTIVE SE)

Mazda's Smart City Brake Support (SCBS) helps prevent or soften the impact of low speed collisions with preceding vehicles. Operating between speeds of approximately 4 and 30 km/h, a laser sensor detects potential collisions and primes your brakes to stop faster.

C H O I C E S



Mazda2

SE

STANDARD FEATURES:

- 15" steel wheels
- Power operated door mirrors
- Power starter button and keyless entry
- Grey cloth seats
- Driver seat height adjustable
- Driver and passenger front, side and curtain airbags
- Passenger airbag cut off switch
- Power front windows
- i-stop
- Hill hold assist
- Rear spoiler
- Alarm and immobiliser
- Trip computer
- Steering wheel mounted audio controls
- Dynamic Stability Control with Traction Control System
- Tyre Pressure Monitoring System
- G-Vectoring Control (GVC)
- Halogen headlights and daytime running lights
- Radio with AUX, USB connection and four speakers
- Body colour door handles and door mirrors



NEWLY DESIGNED DOOR MIRROR TURN LAMP

Make turns with increased confidence thanks to the newly designed signal lamp on your door mirror.



ATTRACTIVE METER DISPLAY

The sporty looking instrument cluster features a three-dimensional analogue meter dial flanked by a pair of wing-shaped digital displays.



STEERING WHEEL

The sporty steering wheel with audio controls adjusts telescopically to the position that fits you perfectly.



KEYLESS ENTRY

Getting into your Mazda2 has never been simpler. You can easily lock or unlock all doors at the push of a button on your remote control.

Mazda2

EXECUTIVE & EXECUTIVE SE

IN ADDITION TO SE GRADE,
EXECUTIVE ADDS:

- 15" alloy wheels
- Auto electric folding heated door mirrors
- Black cloth seats
- Leather steering wheel with Bluetooth® switches
- Leather gear knob
- LED front fog lights
- Manual A/C
- Power rear windows
- Cruise control with adjustable speed limiter
- Humidity sensor
- Passenger seat lifter
- CD player
- 60:40 rear seats

ACTIVITY STYLE OPTION PACK (AVAILABLE
ON EXECUTIVE GRADE ONLY):

- Gun metal 16" alloy wheels
- Automatic A/C
- Rear privacy glass
- Rear parking sensors
- Rain & light sensors

IN ADDITION TO EXECUTIVE GRADE,
EXECUTIVE SE ADDS:

- MZD Connect 7" touch screen display, digital radio, multimedia commander, internet app integration for internet radio,
- 2 USB's
- 6 speakers
- Lane Departure Warning System
- Smart City Brake Support

EXECUTIVE SE OPTION:

- Integrated satellite navigation



SPORTY 15" ALLOY WHEELS

Mazda2's 15" alloy wheels express sportiness and dynamic motion from hub to rim.



BLUETOOTH® STEERING WHEEL CONTROLS

Make and receive calls hands-free thanks to the Mazda2's Bluetooth® integrated steering wheel (with compatible mobile devices).



LED FOG LIGHTS

Cut through the densest fog for a safe and comfortable trip, every time.



MULTIMEDIA COMMANDER (FROM EXECUTIVE SE)

The Multimedia Commander lets you control infotainment, navigation (optional extra) and more with one-touch rotary, push and tilt commands.

Mazda2

GT

IN ADDITION TO EXECUTIVE SE GRADE:

- 16" gun metal alloy wheels
- Rain sensing wipers
- Rear parking sensors
- Rear privacy glass
- Light sensors
- Black pattern cloth seat trim
- Shark fin antenna
- Tail pipe fitting
- Front grille with gloss black & grey colour accent
- Automatic air conditioning
- Smart keyless entry

GT OPTION PACK:

- LED headlights with LED daytime running lights
- Stone leather seats with pattern insert
- Silver 16" alloy wheels
- Heated front seats

GT OPTION:

- Integrated satellite navigation



BLACK PATTERN GT GRADE CLOTH

Premium feel and design adds a sporty feel to the interior.



AUTOMATIC AIR CONDITIONING

Set and keep your climate the way you like it.



7" DISPLAY

A touch-screen colour display with full infotainment system makes it easy to switch between phone calls, radio, navigation (optional extra) and applications.



SHARK FIN ANTENNA

The new shark fin antenna cuts down on drag while keeping audio crisp and clear.

A C C E S S O R I E S

Make your Mazda2 uniquely yours. Whichever model you choose there's a long list of genuine Mazda accessories to help make your idea of perfection. From individual items to a complete sports styling package, your local Mazda dealer will give you all the information you need.



LUXURY CARPET FLOOR MATS



ILLUMINATED SCUFF PLATES



ROOF RACK



BRILLIANT BLACK REAR ROOF SPOILER



SOUL RED METALLIC REAR UNDER SKIRT



RED ALLOY WHEEL DECALS
(AVAILABLE ON 16" ALLOY
WHEELS)



15" DARK GUNMETAL ALLOY
WHEELS



15" SILVER ALLOY WHEELS



15" ANTHRACITE ALLOY
WHEELS

SPECIFICATIONS

Model Availability	1.5 SKYACTIV-G Petrol 75 PS Manual with i-Stop	1.5 SKYACTIV-G Petrol 90 PS Manual with i-Stop	1.5 SKYACTIV-G Petrol 90 PS Automatic with i-Stop	1.5 SKYACTIV-D Diesel 105 PS Manual with i-Stop
SE	●	–	–	–
Executive	●	–	–	–
Executive SE	–	–	●	●
GT	–	●	–	–
● = Available; – = Not available.				

Engine Type				
Displacement (cc)	1,496	1,496	1,496	1,499
Bore x stroke (mm)	74.5 x 85.8	74.5 x 85.8	74.5 x 85.8	76.0 x 82.6
Valves per cylinder	4	4	4	4
Maximum output [kW (PS) / rpm]	55 (75) / 6,000	66 (90) / 6,000	66 (90) / 6,000	77 (105) / 4,000
Maximum torque (Nm / rpm)	135 / 3,800	148 / 4,000	148 / 4,000	220 / 1,400-3,200
Compression ratio	12.0 : 1	14.0 : 1	14.0 : 1	14.8 : 1

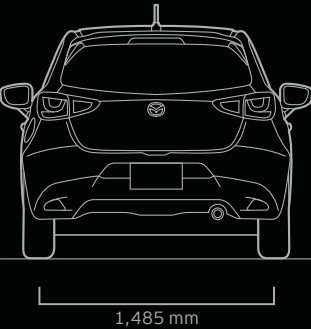
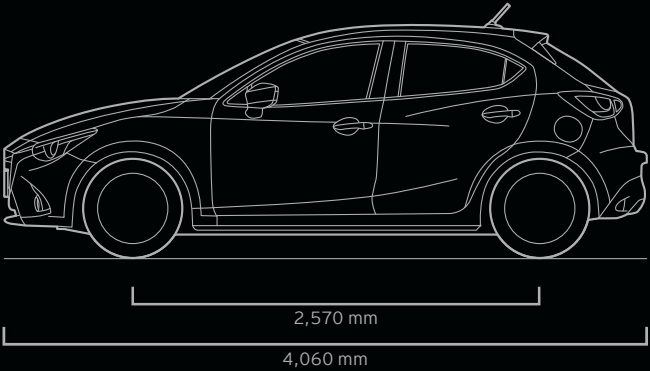
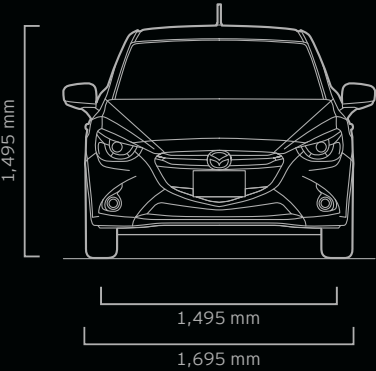
Transmission				
Type	5-speed manual	5-speed manual	6-speed automatic	6-speed manual
Gear ratios:	1 st	3.583	3.583	3.230
	2 nd	1.904	1.904	1.652
	3 rd	1.218	1.218	1.088
	4 th	0.918	0.918	0.775
	5 th	0.717	0.717	0.580
	6 th	-	-	0.490
	Reverse	3.454	3.454	3.454
Final gear ratio	3.619	3.619	4.319	3.850

Steering				
Steering gear	Electronic Power Assist System (EPAS) rack-and-pinion			
Minimum turning circle (kerb -to- kerb) (m) *16 inch wheel	4.7 / 4.9*	4.7 / 4.9*	4.7 / 4.9*	4.9*

Performance and Economy				
Acceleration (0-100 km/h in sec)	12.1	9.4	11.1	10.1
Top speed (km/h)	171	183	177	178
Fuel consumption ⁽¹⁾ (l/100 km):	Urban	6.1	5.9	6.1
	Extra Urban	3.9	3.7	4.1
	Combined	4.7	4.5	4.8
CO ₂ emissions ⁽¹⁾ (g/km)	110	105	112	89
EC emission level	EC Stage VI	EC Stage VI	EC Stage VI	EC Stage VI
Recommended fuel	Unleaded 95 RON			Diesel
Fuel tank capacity (litres)	44	44	44	44

⁽¹⁾ Fuel consumption and CO₂ emissions values according to 80/1268 EWG (715/2007/EC).

Dimensions and Weights	1.5 SKYACTIV-G Petrol 75 PS Manual with i-Stop	1.5 SKYACTIV-G Petrol 90 PS Manual with i-Stop	1.5 SKYACTIV-G Petrol 90 PS Automatic with i-Stop	1.5 SKYACTIV-D Diesel 105 PS Manual with i-Stop
Overall length / width / height (mm)	4,060 / 1,695 / 1,495	4,060 / 1,695 / 1,495	4,060 / 1,695 / 1,495	4,060 / 1,695 / 1,495
Ground clearance (mm) between the axles - incl. driver (75 kg) min.	143	143	143	143
Track (mm):	Front	1,495	1,495	1,495
	Rear	1,485	1,485	1,485
Wheelbase (mm)	2,570	2,570	2,570	2,570
Front headroom / leg room / shoulder room (mm)	984 / 1,063 / 1,352	984 / 1,063 / 1,352	984 / 1,063 / 1,352	984 / 1,063 / 1,352
Rear headroom / leg room / shoulder room (mm)	945 / 881 / 1,273	945 / 881 / 1,273	945 / 881 / 1,273	945 / 881 / 1,273
Cargo volume, acc. to VDA (l):	5-seat mode (to belt line)	280	280	280
Ventilated front disc diameter (mm)	258	258	258	258
Rear drum diameter (mm)	200	200	200	200
Curb weight (kg) incl. driver (75 kg) min.		1,045	1,050	1,075
	Permitted gross vehicle weight (kg):	1,500	1,505	1,535
	Front / rear	770 / 730	775 / 730	805 / 730
	Towing limit (kg):	1,100	1,100	1,000
	8% gradient	1,100	1,100	1,100
	12% gradient	900	900	900
Maximum roof load (kg)	50	50	50	50



SPECIFICATIONS

Safety and Security		SE	Executive	Executive SE	GT
Mazda Advanced Impact Distribution and Absorption System (MAIDAS) engineered 'triple H' body structure to help protect occupants from impact forces		●	●	●	●
Supplementary Restraint System (SRS) - Central control unit and crash sensors, front seatbelt pre-tensioners, load-limiters and airbag system		●	●	●	●
Four-Wheel Anti-lock Braking System (4W-ABS) with Electronic Brake-force Distribution (EBD)		●	●	●	●
Dynamic Stability Control (DSC) with Traction Control System (TCS)		●	●	●	●
Emergency Stop Signal (ESS)		●	●	●	●
Dual front airbags	Driver and Passenger	●	●	●	●
Front side airbags		●	●	●	●
Front and rear curtain airbags		●	●	●	●
G-Vectoring Control (GVC)		●	●	●	●
Front passenger airbag cut-off switch		●	●	●	●
Hill Launch Assist (HLA)		●	●	●	●
Lane Departure Warning System (LDWS)		–	–	●	●
Smart City Brake Support (SCBS)	Front	–	–	●	●
Tyre Pressure Monitoring System		●	●	●	●
Seatbelts:	Front, 3-point (ELR) x 2 with pre-tensioners	●	●	●	●
	Rear, 3-point (ELR) x 3	●	●	●	●
		●	●	●	●
Front seatbelt reminder screen, with audible 'unbuckle' warning		●	●	●	●
ISOFIX child seat anchorage, attached to outer rear seats		●	●	●	●
Baby and child seats:	Child seat, 1 st Baby Safe Plus	○A	○A	○A	○A
	Child seat, 2 nd ISOFIX Duo Plus	○A	○A	○A	○A
	Child seat, 3 rd Kid Plus	○A	○A	○A	○A
Immobiliser system		●	●	●	●
Burglar alarm		●	●	●	●

● = Standard; ○ = Option at extra cost; – = Not available; □ = Part of an optional package available at extra cost; ○A = Optional accessory at extra cost.

Exterior		SE	Executive	Executive SE	GT
Tyres and wheels:	185 / 65 R15 tyres on 15" steel wheels with wheel covers	●	–	–	–
	185 / 65 R15 tyres on 15" silver alloy wheels	–	●	●	–
	185 / 65 R15 tyres on 16" gunmetal alloy wheels	–	□	–	●
	185 / 65 R15 tyres on 16" silver alloy wheels	–	–	–	□
Mudflaps:	Front, black (not available if specified with side skirts)	○A	○A	○A	○A
	Rear, black	○A	○A	○A	○A
Metallic / Mica paint		○	○	○	○
Emergency tyre repair kit		●	●	●	●
Bumpers, front and rear:	Body colour	●	●	●	●
Tail pipe fitting		–	–	–	●
Spoiler:	Rear, body colour	●	●	●	●
Radiator grille:	Material colour	●	●	●	–
	Gloss black & grey colour accent	–	–	–	●
Front airdam skirt		○A	○A	○A	○A
Rear under garnish		○A	○A	○A	○A
Side airdam skirts		○A	○A	○A	○A
Tinted window glass		●	●	●	●
Privacy glass:	Rear & side windows	–	□	–	●
Door handles:		●	●	●	●
Wipers:	Front, adjustable speed with intermittent wipe and electric wash	●	●	●	–
	Front, automatic with rain sensor (tied to light sensor)	–	□	–	●
Rear		●	●	●	●
Headlights:	Halogen, daytime running and manual height control	●	●	●	●
	LED, daytime running and auto height control	–	–	–	□
Automatic headlights (tied to automatic wipers with rain sensor)		–	□	–	●
Fog lights:	Front LED	–	●	●	●
	Rear	●	●	●	●
Rear brake light, high-mounted		●	●	●	●
Parking distance sensors:		–	□	–	●
Door mirrors:	Body colour with side turn indicators	●	–	–	–
	Body colour, heated with auto power fold, side turn indicators	–	●	●	●
Shark fin antenna		–	–	–	●
Roof carrier system:	Roof rack	○A	○A	○A	○A
	Attachment for skis	○A	○A	○A	○A
	Small type for up to four skis or two snowboards	○A	○A	○A	○A
	Large type for up to six skis or four snowboards	○A	○A	○A	○A
	Attachment for bicycles	○A	○A	○A	○A
	Roof box, small	○A	○A	○A	○A
	Roof box, Ranger 90	○A	○A	○A	○A
	Detachable	○A	○A	○A	○A
Tow bar:	Tow bar harness (available in 7-pin and 13-pin)	○A	○A	○A	○A
	Attachment for two bicycles	○A	○A	○A	○A

● = Standard; ○ = Option at extra cost; – = Not available; □ = Part of an optional package available at extra cost; ○A = Optional accessory at extra cost.

SPECIFICATIONS

Comfort and Convenience		SE	Executive	Executive SE	GT
Power operated door locks		●	●	●	●
Keyless entry system		●	●	●	–
Smart keyless entry		–	–	–	●
Engine Start button		●	●	●	●
Power operated steering:	Electric	●	●	●	●
	Steering wheel-operated	–	●	●	●
Power windows:	Front, with driver's one-touch auto down and up	●	–	–	–
	Front and rear, with driver's one-touch auto down and up	–	●	●	●
Air conditioning:	Manual	–	●	●	–
	Automatic	–	□	–	●
Front and rear floor mats:	Rubber floor mat with 'Mazda2' logo	○A	○A	○A	○A
	Carpet floor mat, 'Standard', black, with 'Mazda2' logo	○A	○A	○A	○A
	Carpet floor mat, 'Luxury', black, Red Stitching, with 'Mazda2' logo	○A	○A	○A	○A
	Carpet floor mat, 'Luxury', black, White Stitching, with 'Mazda2' logo	○A	○A	○A	○A
Sun visors:	Driver's, with covered vanity mirror and ticket holder	●	●	●	●
	Passenger's, with covered vanity mirror	●	●	●	●
Activity Style Pack:	16" alloy wheels, Auto A/C, rear parking sensors, rear privacy glass, light and rain sensors	–	○	–	–
Trunk liner		○A	○A	○A	○A

Interior Features		SE	Executive	Executive SE	GT
Seats and integral head restraint:	Driver's dial reclining and height adjustment	●	●	●	●
	Driver's and passenger's height-adjustable head restraints	●	●	●	●
	Front seat slide / recline adjustment	●	●	●	●
	Heated front seats	–	–	–	□
	Driver seat lifter	●	●	●	●
	Passenger seat lifter	–	●	●	●
Rear seats:	Stone leather with pattern insert	–	–	–	□
	One-piece fold rear bench	●	–	–	–
	40 / 60 fold down	–	●	●	●
	Three height-adjustable head restraints	●	●	●	●
Centre armrest with stowage		○A	○A	○A	○A
Steering wheel:	Black, urethane	●	–	–	–
	Black, leather-wrapped with chrome bezels	–	●	●	●
	Height adjustment / telescopic	●	●	●	●
Foot pedals:	Aluminium	○A	○A	○A	○A
	Footrest:	○A	○A	○A	○A
Parking brake handle:	Black, PVC	●	–	–	–
	Leather-wrapped	–	●	●	●
Shift knob:	Black, PVC	●	–	–	–
	Leather-wrapped	–	●	●	●
Door inner handles:	Front and rear, silver	●	●	●	–
	Front and rear, bright	–	–	–	●
Side door trim:	Cloth	●	●	●	●
	Vinyl leather	–	–	–	□

Interior Features		SE	Executive	Executive SE	GT
Instrument panel outer air vents:	Front	●	●	●	●
	Front and rear	○A	○A	○A	○A
Rear view mirror:	Manual day / night mode	●	●	●	●
Grab handles:	Front passenger's and two rear with coat hooks	●	●	●	●
Audio systems:	AM/FM radio, and AUX jack socket and USB four speakers	●	–	–	–
	AM/FM radio, CD, and AUX jack socket and USB four speakers	–	●	–	–
	AM/FM modular radio / CD / MP3, 7" touch screen display, six speakers, AUX-in, USB, DAB tuner	–	–	●	●
	Multimedia commander	–	–	●	●
	Steering wheel-mounted remote audio controls	●	●	●	●
	Steering wheel-mounted Bluetooth® controls	–	●	●	●
Integrated Bluetooth®	Integrated Satellite Navigation	–	–	○	○
	for audio calling	–	●	●	●
	Audio hands-freecalling and easy to access phone contacts via touch screen or commander as well as auto creation of voice tags ¹	–	–	●	●
	Aha app and Stitcher app integration (internet radio, Facebook, Twitter) ¹	–	–	●	●
Meter set:	Trip computer	●	●	●	●
	Gear Shift Indicator	●	●	●	●
	Silver rings	●	●	●	–
	Chrome Look Plating	–	–	–	●
Welcome illumination:	Footwell area front and passenger side (LED)	○A	○A	○A	○A
Digital clock		●	●	●	●
Centre console, with cup holder		●	●	●	●
Power socket		●	●	●	●
Further storage spaces:	Glove box	●	●	●	●
	Front door pockets	●	●	●	●
	Front seat back pockets (Passenger's)	●	●	●	●
	Two cup holders (front)	●	●	●	●
Interior light	Std	●	●	●	●
	dome with integral spotlight	–	●	●	●
Map reading spotlights		–	●	●	●
Luggage compartment:	LED Light	○A	○A	○A	○A
Tonneau cover		●	●	●	●
Baby care mirror		○A	○A	○A	○A

● = Standard; ○ = Option at extra cost; – = Not available; □ = Part of an optional package available at extra cost; ○A = Optional accessory at extra cost.
The Bluetooth® word mark and logos are owned by the Bluetooth®, Inc. and any use of such marks by Mazda Motor Company is under licence. Other trademarks and trade names are those of their respective owners.
¹The following two footnotes refer to mobile and audio device compatibility. Please ensure that your device is compatible with the functions of the Mazda2, for more information go to mazda.ie.
Requires compatible Apple or Android device. A-ha / Stitcher apps need to be downloaded to mobile device and app registration completed before connection.
Data usage and costs will vary, please contact your network provider for more information. Data usage relies on a valid data signal being available. These functions may not operate in areas of low signal strength.
Satellite Navigation Connected Services are a subscription service. Functional and regional restrictions may apply. Some services are available at an extra cost.


T R I M S



Grey cloth (SE)



Black cloth (Executive / Executive SE)



High grade cloth (GT)



Stone leather with pattern insert (GT option)




Arctic White




Snowflake White Pearllescent



Aluminum Metallic



Dynamic Blue Mica




Deep Crystal Blue Mica



Machine Grey Metallic



Jet Black Mica



Soul Red Metallic

Model	Exterior Colour									
	Arctic White (A4D)	Snowflake White Pearllescent (25D)	Aluminum Metallic (38P)	Dynamic Blue Mica (44J)	Deep Crystal Blue Mica (42M)	Machine Grey Metallic (46G)	Titanium Flash Mica(42S)	Meteor Grey Mica (42A)	Jet Black Mica (41W)	Soul Red Metallic (41V)
SE	●	○	○	○	○	○¹	○	○¹	○	○
Executive	●	○	○	○	○	○¹	○	○¹	○	○
Executive SE	●	○	○	○	○	○¹	○	○¹	○	○
GT	●	○	○	○	○	○¹	○	○¹	○	○

●= Available; ○¹ Machine Grey available from October 2017 production, Meteor Grey production ends September 2017.; ○= At extra cost; – = Not available.

O U R C O M M I T M E N T T O Y O U A N D Y O U R M A Z D A

MY MAZDA APP

Download the My Mazda app. Designed exclusively for Mazda owners, it lets you access important vehicle information, as well as being able to locate your nearest Mazda dealer and track your vehicle service history.

SERVICE AND WARRANTIES

Just like the cars themselves, the services we offer are designed to provide you with a first-class ownership experience. Every new vehicle is covered by a **3-year warranty** for up to 100,000 km. Other available warranties for new vehicles include the Mazda **3-year paintwork warranty** and a **12-year warranty** against corrosion. Mazda Europe Service offers cover in the event you require breakdown assistance, or if your vehicle is stolen or involved in an accident. And as part of our **Mazda Service Promise**, we train all technicians in the fitting of high-quality parts, all of which come with a full Mazda warranty.

FINANCE

Mazda Finance offers a variety of finance packages to suit the needs of both private and business customers. With our wide choice of plans, nobody is more committed to delivering complete motoring confidence than Mazda and Mazda Finance.

WHAT YOU CAN EXPECT FROM MAZDA FINANCE:

- Face-to-face service from trained, plain-talking people at your local Mazda Dealer
- Assistance in renewing your car. We'll help you choose the right finance package to enable you to renew your Mazda car as often as you would ideally like
- Fixed Interest Rates. The interest rate on your loan is fixed for the duration of your agreement
- Flexible terms tailored to your motoring needs. As specialists in Mazda vehicles we aim to tailor a finance package to both your budget and to your motoring / ownership needs
- A Personal Contract Plan (PCP) which is individually tailored to give you flexible finance options

Please ask your sales executive for a tailor-made finance quote for your new car.

Finance is provided by BMW Financial Services (Ireland) Ltd trading as Alphera Financial Services, Swift Square, Santry, Demesne, Dublin 9. BMW Financial Services (Ireland) Ltd trading as Alphera Financial Services is regulated by the Central Bank of Ireland.

CUSTOMER EXPERIENCE

Start your journey with Mazda using the **Configurator** on the Mazda website. It lets you customise a digital vehicle, letting you choose from a selection of body colours, seat trims and engine designs. Discover the benefits of becoming part of the community that defies convention with **My Mazda** – the online home for all Mazda owners. The service lets you view and update your personal information using the **Mazda Digital Service Record (DSR)**, which provides security against counterfeit service documents and guarantees a secure, accurate and permanent service history for the life of the vehicle. You can also explore Facebook, Twitter and YouTube for even more Mazda related material. Whatever journey you take with Mazda, we'll make sure it's a unique and gratifying experience.


SKYACTIV TECHNOLOGY - HELPING YOU STAY EFFICIENT

Although we develop exciting cars that are fun to drive, we are equally committed to the environment and to the creation of a sustainable future for all. Our ongoing sustainability programmes are dedicated to the development of clean technologies. Our **SKYACTIV-Technology** range includes engines, transmissions, chassis and body designs, which deliver fuel-efficient and economical driving. Our engines deliver the perfect combination of performance and improved driving economy by being lighter and more fuel-efficient than many of our competitors.


Looking for more information?

Learn more about our dedication to delivering a unique customer experience online at:

Corporate, Brand and Product

 www.mazda.ie

 facebook.com/mazdaireland

 twitter.com/mazda_ireland

 youtube.com/MazdaIreland



Facebook, Twitter, iPod®, Stitcher™, aha™, Bose®, Twiddler®, Centerpoint®, Nd®, Surround-Stage® and AudioPilot® are registered trademarks in the U.S. and other countries. Used with permission.
Internet: www.mazda.ie – August 2017 – IE-EN / C9 / R-2017

Mazda Motor Europe reserves the right to introduce changes in specification and equipment due to its ongoing product development. Colour and trim samples shown in this brochure may vary from the actual colours because of the limitations of the printing process. It is recommended that you consult your Mazda dealer when referring to these. The Bluetooth® word mark and logos are owned by the Bluetooth SIG, Inc. and any use of such marks by Mazda Motor Company is under licence. Other trademarks and trade names are those of their respective owners.

